



1303 S Shelby St. Louisville, KY 40217
502-635-6778 800-745-6718

Doctor: _____
Address: _____
City/State/Zip: _____
Phone: _____

Patient: _____ Date Sent: _____
Age: _____ Sex: _____ Finish Date: _____

Material Choices


Porcelain to Metal

- Base
- Noble
- High Noble
- High Noble Yellow
- Captek (88.5% Gold)
- Porcelain Butt Margin 180
- Porcelain Butt Margin 360
- Metal Occlusal/Lingual

Full Metal

- Full Cast Base
- Full Cast Noble White
- Full Cast Noble Yellow
- Full Cast High Noble Yellow

Pontic Design



Full Ridge Partial Ridge



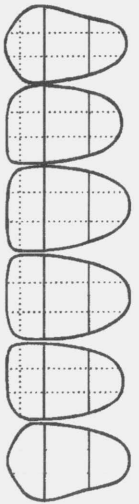
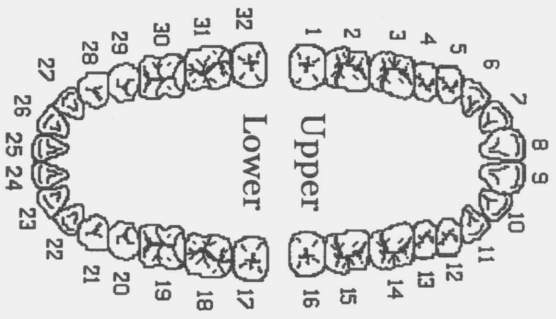
No Ridge Point Contact No Contact

Metal Design

- (A)
- (B)
- (C)
- (D)
- (E)
- (F)
- (G)
- (H)
- (J)
- (K)
- (L)
- (M)
- (N)

Special Instructions

Tooth #: _____ Shade: _____



Dr. Signature _____ Lic. # _____